



SOL-MILLENNIUM®
Building a healthier tomorrow

Dec 2015
8006REV2

SOL-CARE™

Safety Needle

INDICATION FOR USE STATEMENT

The SOL-CARE™ Safety Hypodermic Needle is used in conjunction with a standard syringe.

This device is used for aspiration and administration of medication.

The SOL-CARE™ Safety Hypodermic Needle safety mechanism covers the needle after use. In the activated position, the needle cover guards against accidental needle stick during normal handling and disposal of the used needle/syringe combination.



Caution



Do not reuse



Use by



Consult
instructions for use

STERILE EO

Sterilized using
ethylene oxide



Keep away
from sunlight



Re-use
prevention



Keep dry



Do not use if
package is damaged



Fragile
handle with care



Latex Free



Non-pyrogenic

Non-toxic

Non-toxic



Sol-Millennium Medical, Inc.
1735 North Brown Road, Suite 120
Lawrenceville, GA 30043, USA
404-973-2200

EC REP

Obelis s.a.
Bd. Général Wahis 53
1030 Brussels, Belgium

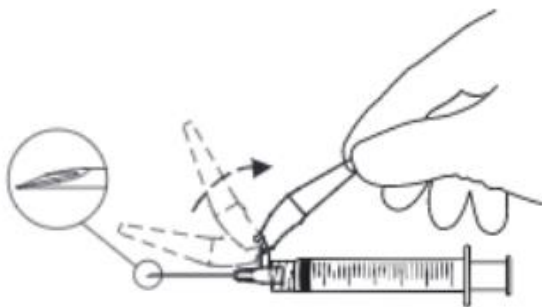
CE 0086

Made in China

EN

Safety Needle


Instructions for Use



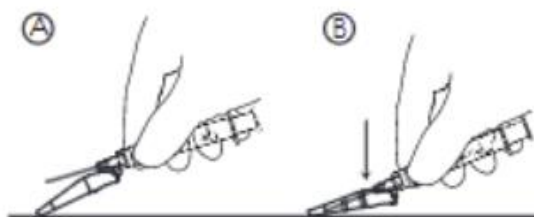
Attach SOL-CARE™ Safety Needle onto a luer lock syringe with a clockwise twist. Position the safety sheath and remove the needle cap.

Draw-up medication and administer injection per facility protocol.

Two Options to activate



1. Immediately following injection, activate safety cover by centering thumb on finger pad of safety cover (A), push cover forward until you hear and/or feel it lock into place (B).



↑ Hard surface

2. Immediately following injection (A), activate safety cover by pressing safety cover against a hard surface until you hear and/or feel it lock into place (B).

CAUTION

Federal (USA) law restricts this device to sale by or on the order of a physician or other licensed practitioner. Follow standard infection control precautions as specified by the Centers For Disease Control and Prevention (USA) or local equivalent.